

# HIF 2017

## Japanese Language and Japanese Culture Program

### Travel Information

#### Contents

1. Access to Hakodate	.....	1
2. HIF Group Travel Plan	.....	2
(a) MN: Meet at Narita Plan	.....	3~4
(b) MH: Meet at Hotel Plan	.....	5
(c) Group Travel Plan Fee	.....	6
(d) Flight Delay or Cancellation	.....	7
3. Travel Individually to Hakodate	.....	8~ 11
4. Luggage	.....	12
5. Other Information	.....	12~13

**As of February 20, 2017**

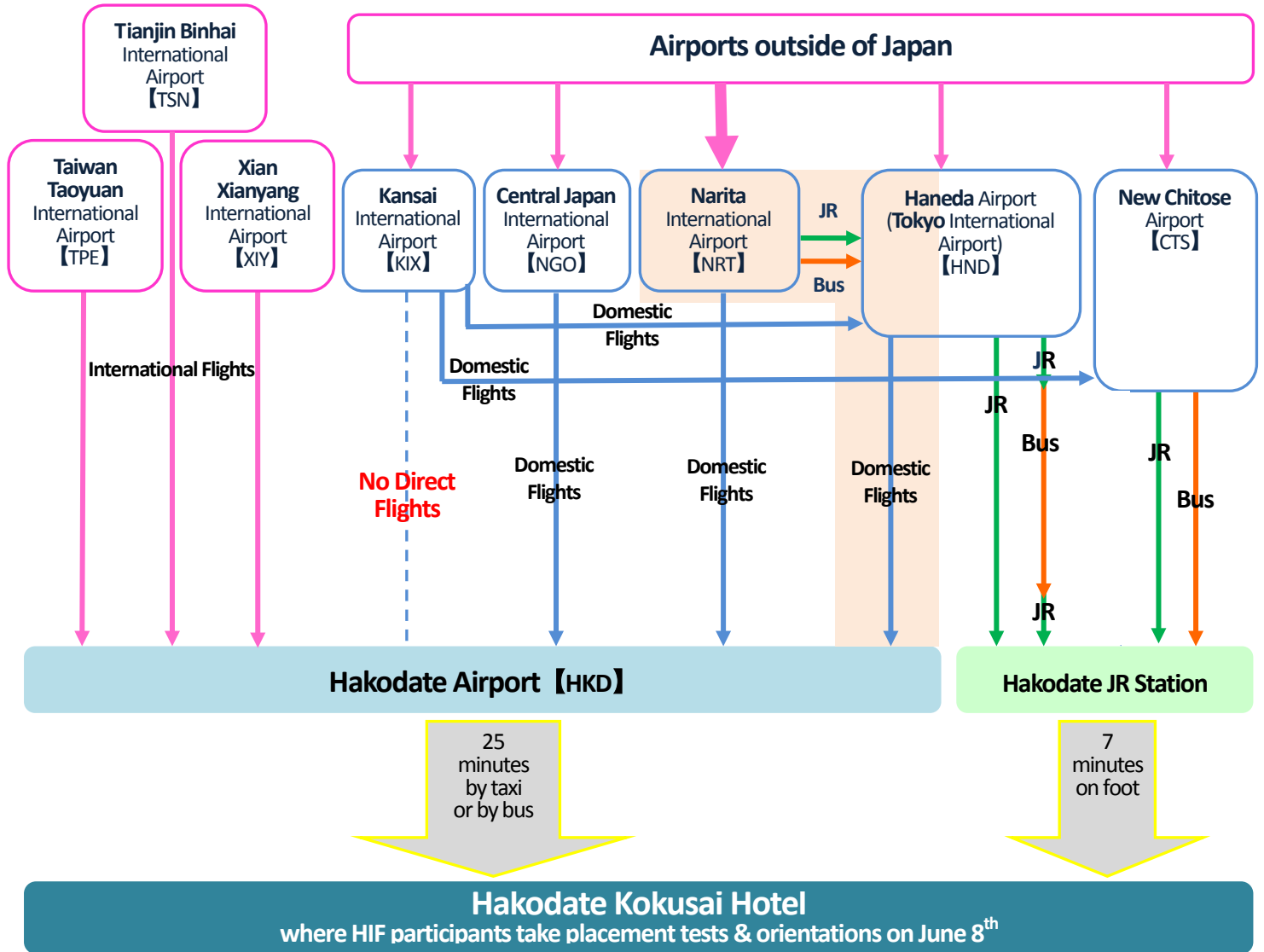
Prices, schedules and terms are subject to change.



# 1. Access to Hakodate



There are several ways to get to Hakodate. Please see the chart below.



HIF Group Travel Plan

For the detailed information, please see page 2.

## Flight information arriving at

- Narita Airport <http://www.narita-airport.jp/en/flight/>
- Haneda Airport <http://www.haneda-airport.jp/inter/en/flight/>
- Kansai Airport <http://www.kansai-airport.or.jp/en/flight/index.html>
- Central Japan Airport [http://www.centrair.jp/en/flight\\_information/](http://www.centrair.jp/en/flight_information/)
- New Chitose Airport <http://www.new-chitose-airport.jp/en/fis/>
- Hakodate Airport <http://www.airport.ne.jp/hakodate/en/index.shtml>



## 2. HIF Group Travel Plan



HIF offers the following two types of Group Travel Plan which covers the domestic itinerary from Narita Airport to Hakodate (one way). Please note that you are responsible for purchasing international flight tickets to Japan whichever you will join the HIF Group Travel Plan or travel individually.

**MN** (**Meet at Narita**): Choose this option if your flight arrives at Narita Airport.

**MH** (**Meet at Hotel**): Choose this plan if your flight arrives at Haneda Airport or you will travel in the Tokyo area before the HIF summer program.

**\*If you travel to Hakodate by yourself, please come to the Hakodate Kokusai Hotel by 12:30 on June 8.**

		HIF Group Travel Plan		Individually come to Hakodate
		MN	MH	
6/7 (Wed)	14:00 ? 19:00  16:00 ? 21:00	Receive limousine bus ticket at the HIF counter in Terminal 1 at the Narita Airport.  (If you arrive at Terminal 2, take a free shuttle bus to Terminal 1.)  Go to Grand Nikko Tokyo Daiba by limousine bus.	Go by yourself to Grand Nikko Tokyo Daiba.	Please come to Hakodate Kokusai Hotel lobby by 12:30
6/8 (Thu)	8:10 TBA TBA TBA	Breakfast at the hotel restaurant Leave the Hotel for Haneda Airport by chartered bus. Leave Haneda Airport. (Flight No.: ANA553) Arrive at Hakodate Airport & transfer to Hakodate Kokusai Hotel. Arrive at the Hotel.		
	14:00 16:30	Placement Test begins. Walk to La Vista Hakodate Bay (about 7-minute walk) and check in. *You will share a room with 2 or 3 other participant(s). *Complimentary dinner will NOT be provided by La Vista Hakodate Bay.		

\*Lunch will be provided to all participants.

\*If traveling from the U.S., you must leave on June 6, 2017 to arrive in Tokyo on June 7, 2017 because you will lose one day when you cross the International Date Line.

### Venue for the placement tests & orientations on June 8

Hakodate Kokusai Hotel: <http://www.hakodate-kokusai.jp/>

### Accommodation for the nights of June 8 & 9

La Vista Hakodate Bay: <http://www.hotespa.net/hotels/lahakodate/>

\*HIF has reserved a block of rooms for all participants.

## (a) MN: Meet at Narita Plan (Return ticket from Hakodate to Tokyo is NOT included.)

### Upon arrival at the Narita Airport:

- 1) Please go to the Terminal 1 arrival lobby on the 1<sup>st</sup> floor.  
You can take a free shuttle bus at Terminal 2 to Terminal 1. They arrive every 7~10 minutes at bus stops No. 8 and No. 18.
- 2) Please come to the HIF counter between **14:00 ~ 18:45** to inform us of your arrival and receive your limousine bus ticket. See the map below for directions to the HIF counter.
- 3) Board the limousine bus bound for たけしば だいば ありあけ 竹芝・お台場・有明エリア (Takeshiba and Rinkai Fukutoshin (Tokyo Water Front)) at bus stop No.10 or No. 1.  
Please tell the bus attendant you will get off at the Grand Nikko Tokyo Daiba.
- 4) Get off at the Grand Nikko Tokyo Daiba, go to the HIF counter and receive a key and a letter from the HIF representative. You may check in between **16:00 ~ 21:00** (See the map on page 4).
- 5) The schedule for June 8, 2017 is found in the travel plan chart on page 2.



Shuttle Bus

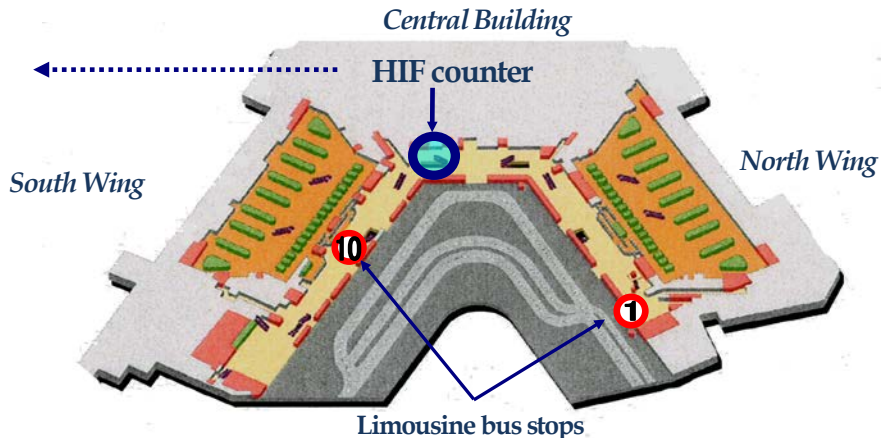
### Note:

- ◇ When you book your flight to Narita Airport, please avoid booking flights that arrive at the Airport after 17:00, because you need sufficient time to clear customs so that you can come to the HIF counter before it closes at 18:45 and make it to the last bus, which departs at 18:55.
- ◇ The journey to the Grand Nikko Tokyo Daiba lasts between 80 and 100 minutes depending on traffic conditions.

### Limousine bus timetable to Grand Nikko Tokyo Daiba

[http://www.limousinebus.co.jp/en/platform\\_searches/index/250](http://www.limousinebus.co.jp/en/platform_searches/index/250)

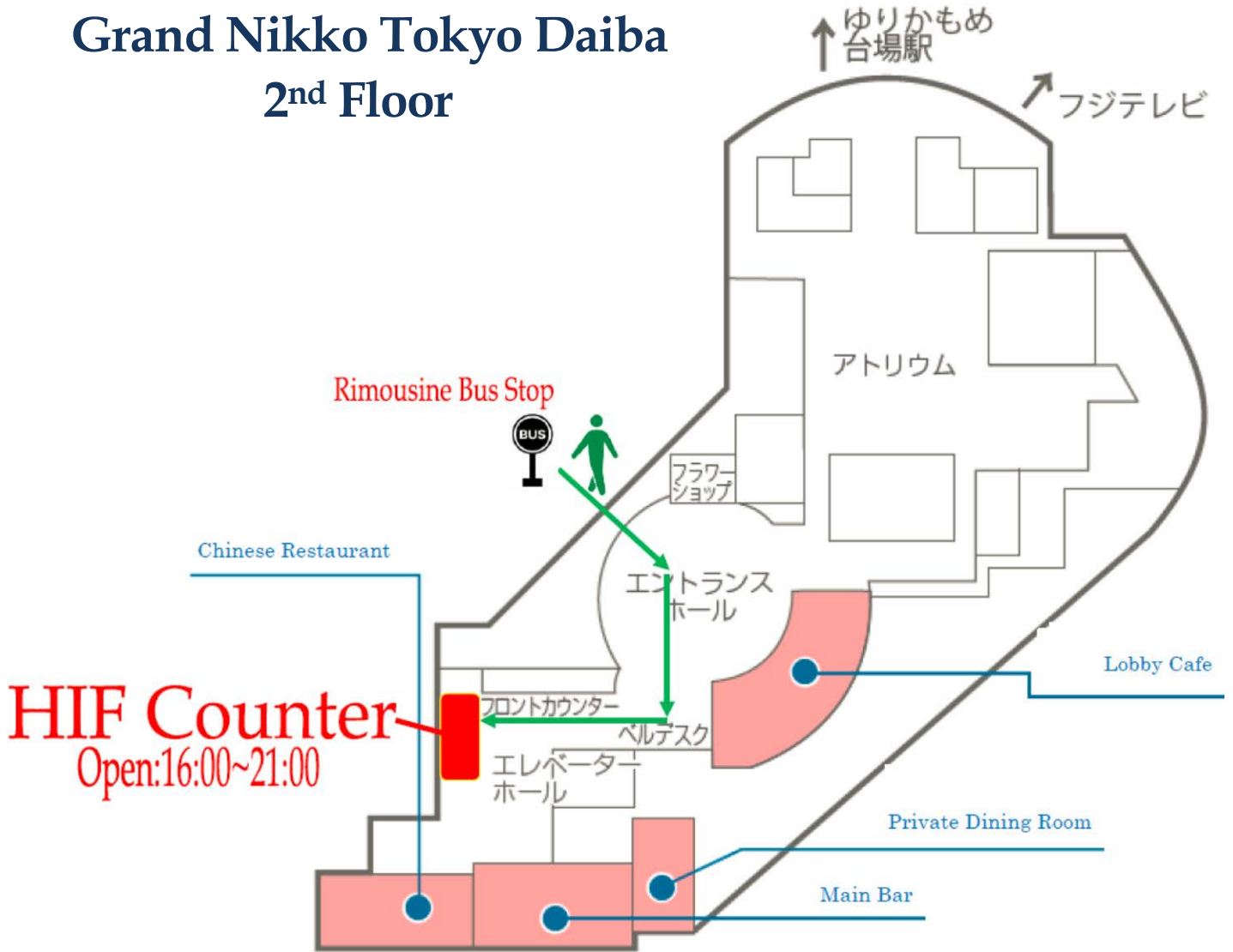
### <Figure 1> HIF counter at the Narita Airport Arrival Lobby: Terminal 1, 1<sup>st</sup> floor, Open: 14:00~18:45



The HIF counter is located at the meeting service counter. If you get lost in the Narita Airport, please call 0476-34-8791 (TEI Travel Agency, Narita Office).

<Figure 2> HIF counter at the Grand Nikko Tokyo Daiba on the 2<sup>nd</sup> floor entrance lobby

HIF counter is beside the hotel front. See the floor map below.



## **(b) MH: Meet at Hotel Plan** (Return ticket from Hakodate to Tokyo is NOT included.)

### **How to go to the Hotel**

If you join the MH plan, please go to the Grand Nikko Tokyo Daiba by yourself and join the MN plan participants. You may check in between 16:00~21:00 at the HIF counter (see the map on page 4). The most convenient way to get to the Grand Nikko Tokyo Daiba is take a limousine bus from Narita Airport. The limousine bus stops at the entrance of the hotel.

If your flight arrives at Haneda Airport late at night on June 7, HIF will arrange that you can check in at the front desk even after 21:00.

### **From Narita Airport to Grand Nikko Tokyo Daiba**

#### **By Limousine Bus**

Purchase a ticket in the arrival lobby before proceeding to the bus stop. You will see the bus stops when you exit the lobby.

#### **1) Direct bus to the Hotel:** 80 mins ~100 mins (¥ 2,800)

Timetable from Narita Airport to Grand Nikko Tokyo Daiba

[http://www.limousinebus.co.jp/en/platform\\_searches/index/2/50](http://www.limousinebus.co.jp/en/platform_searches/index/2/50)



#### **2) To the Hotel via Haneda Airport** (¥31,00 + ¥620)

If you cannot get on the last shuttle bus departing from Narita Airport at 18:45 to the hotel, please take a bus to Haneda Airport. The fare is ¥3100. The last bus from Haneda Airport to the Grand Nikko Tokyo Daiba departs at 23:05 (¥620).

Timetable and bus stop number to the Haneda Airport (International Terminal)

[http://www.limousinebus.co.jp/en/platform\\_searches/index/2/7](http://www.limousinebus.co.jp/en/platform_searches/index/2/7)

Timetable and bus stop number from the Haneda Airport (International Terminal) to the Hotel

[http://www.limousinebus.co.jp/en/platform\\_searches/index/4/50](http://www.limousinebus.co.jp/en/platform_searches/index/4/50)

Please refer to the access map of Grand Nikko Tokyo Daiba website about how to get to the Hotel from Tokyo area.

<http://www.tokyo.grand-nikko.com/eng/access/>

### **From Tokyo Area to Grand Nikko Tokyo Daiba**

Please contact the hotel by yourself and ask how to get there from your location.



#### **Grand Nikko Tokyo Daiba**

Address: 2-6-1, Daiba, Minato-ku, Tokyo 135-8701

Telephone: +81-3-5500-6711

<http://www.tokyo.grand-nikko.com/eng/>

## (c) Group Travel Plan Fee: \$500 (MN and MH)

### The fee includes:

- Limousine bus fare from Narita Airport to Grand Nikko Tokyo Daiba . . . MN only\*<sup>1</sup>
- Hotel fees for Grand Nikko Tokyo Daiba (double or triple occupancy)\*<sup>2</sup>
- Breakfast
- Chartered bus fare from the Hotel to Haneda Airport
- Airfare from Haneda Airport to Hakodate Airport\*<sup>3</sup>
- Chartered bus fare from Hakodate Airport to Hakodate Kokusai Hotel
- Travel agency guide and an HIF staff member

\*<sup>1</sup> For MH, HIF will refund the limousine bus fare (¥2,800) upon your arrival at HIF.

\*<sup>2</sup> There are no flight connections between Haneda Airport and Hakodate Airport after 17:30, when most flights arrive from the United States at other international airports in Japan. So, we have made reservations for you at a conveniently located hotel.  
Dinner on June 7 is not included.

\*<sup>3</sup> Insurance surcharge ¥500 is included.

### Note:

The Group Travel Plan offers you more reasonable travel costs compared with individual arrangements as follows.

Limousine Bus Fare:	Narita->Grand Nikko Tokyo Daiba (one way)	¥2,800
Standard Single Room at Grand Nikko Tokyo Daiba with breakfast* <sup>4</sup>		¥18,300 ~
Airfare:	Haneda->Hakodate (one way, normal price)	~¥27,390 (ADO), ~¥35,490 (ANA), ~¥36,490 (JAL)
Taxi Fare:	Grand Nikko Tokyo Daiba->Haneda (one way)	¥5,000~
Taxi Fare:	Hakodate Airport->Hakodate Kokusai Hotel (one way)	¥3,500~

\*<sup>4</sup>Grand Nikko Tokyo Daiba: <http://www.tokyo.grand-nikko.com/eng/>

◇ Return tickets from Hakodate to Tokyo are **NOT** included in the group travel plan. We strongly recommend that you purchase your return tickets to Tokyo through your travel agent in your home country prior to your departure for Japan. If you are unable to do so, please arrange to purchase them while you are staying in Hakodate. Please note that seasonal rates may apply.

### Cancellation Fee

If you cancel this travel plan on and after May 17, 2017, the following fees will apply.

<u>Date of Cancellation Notice (Japan Standard Time)</u>	<u>Cancellation Fee</u>	
May 17, 2017 (00:00) - May 23, 2017 (23:59)	20%	} of the total fee
May 24, 2017 (00:00) - June 4, 2017 (23:59)	30%	
June 5, 2017 (00:00-23:59)	40%	
June 6, 2017 (00:00-23:59)	50%	
on and after June 7, 2017 (00:00)	100%	



## (d) In Case of Flight Delay or Cancellation Arriving at Narita Airport (MN and MH)

If your flight is delayed and you cannot arrive at the HIF counter at Narita by 18:45 on June 7 (MN plan), or you cannot check into the Grand Nikko Tokyo Daiba by 21:00 on June 7 (MH plan), please contact HIF immediately both by e-mail (jj@hif.or.jp) and by telephone (Tel: +81-138-22-0770 or +81-80-1860-2925) to update us with your flight arrival day and time at Narita Airport.

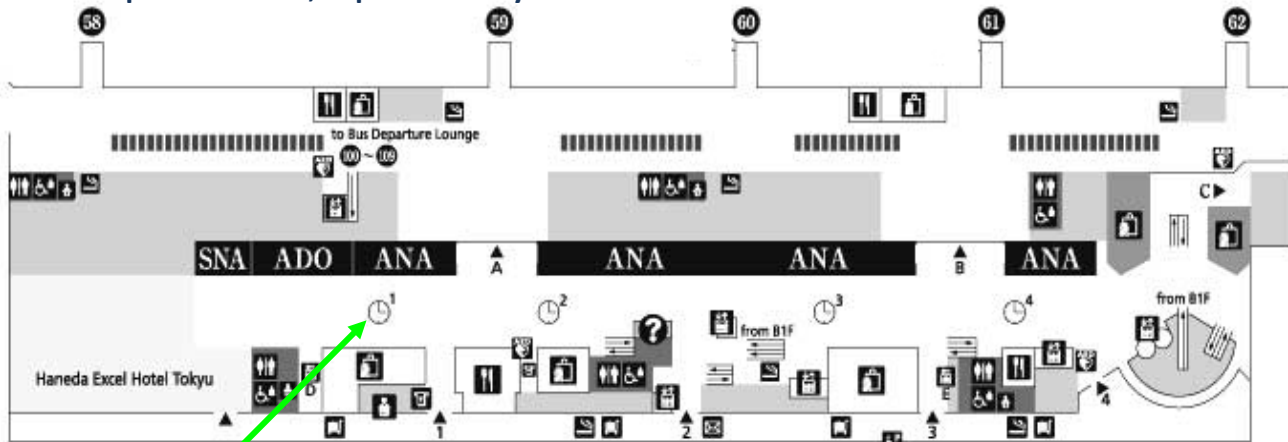
### Case 1)

If you can get on the last limousine bus that leaves Narita Airport (21:20) for Haneda Airport, please go to Haneda Airport on this bus. Then, transfer to a shuttle bus from Haneda Airport to the Grand Nikko Tokyo Daiba and check in on your own (please see the MH plan for bus timetable and fares).

### Case 2)

If it is too late to catch any transportation to Tokyo metropolitan area, please arrange accommodation for yourself near Narita Airport. On the morning of June 8, please go to Haneda Airport, Terminal 2, departure lobby, Clock No. 1, by 9:30 at the latest (see the map below) and meet the HIF travel guide. If you have trouble locating Clock No. 1, please call 03-5757-9276 (TEI Travel Agency, Haneda Office). If you need assistance with new accommodation arrangements, please call HIF.

### Haneda Airport Terminal 2, Departure Lobby



Clock No.1



### Case 3)

If your flight arrives at Narita Airport on June 8, and it is too late to come to Haneda by 9:30, please arrange your flight to Hakodate, and transportation to Hakodate Kokusai Hotel by yourself. You are responsible for all domestic transportation fees (together with hotel expenses if applicable). Please refer to the information: Travel individually to Hakodate (page 8~). For assistance with new flight and accommodation arrangements, please call HIF.

Regarding the refund of travel plan fees for situations described in cases 1) through 3) above, HIF will make refunds (see "Cancellation Fee" on page 6).





### 3. Travel Individually to Hakodate

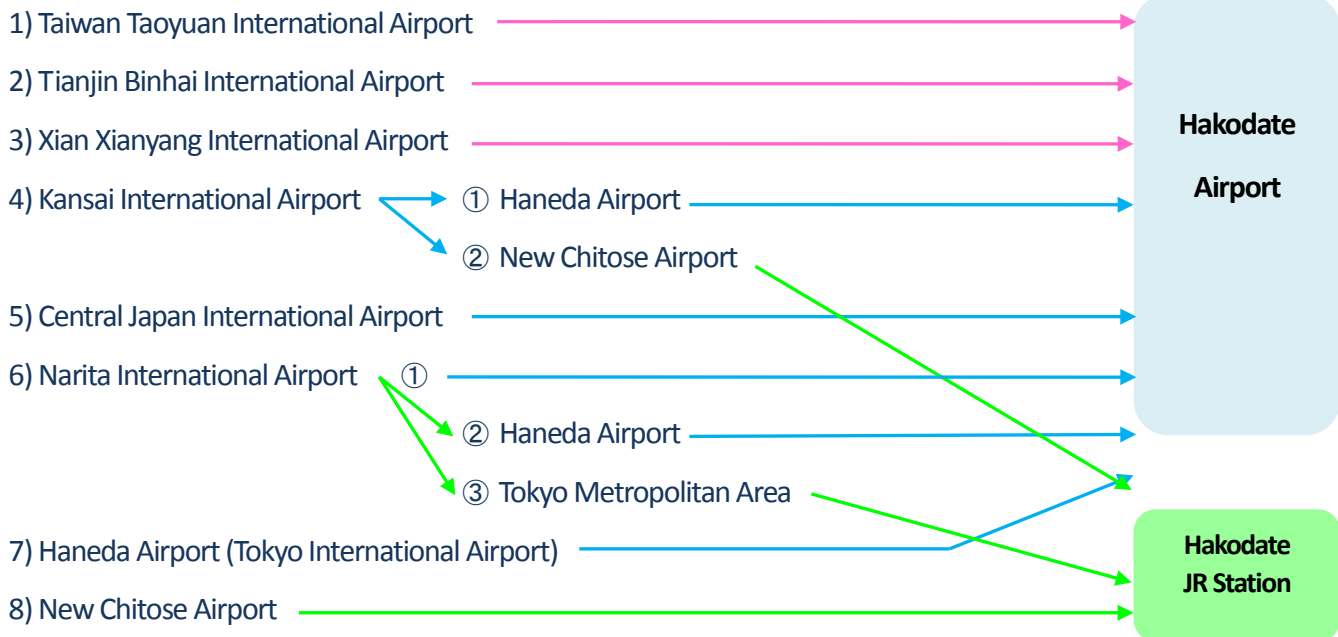


There are several ways to come to Hakodate. See the chart on page 1.

Please make arrangements for accommodation and transportation on your own to come to the Hakodate Kokusai Hotel 1<sup>st</sup> floor lobby by 12:30 on June 8.

Please note that you are not allowed to stay with your host family before the opening ceremony on June 10, 2017.

#### Sample itineraries to Hakodate



International flight information arriving at Hakodate Airport:

[http://www.airport.ne.jp/hakodate/en/time\\_schedule/international/en.shtml](http://www.airport.ne.jp/hakodate/en/time_schedule/international/en.shtml)

Domestic flight information arriving at Hakodate Airport:

[http://www.airport.ne.jp/hakodate/en/time\\_schedule/domestic/en.shtml](http://www.airport.ne.jp/hakodate/en/time_schedule/domestic/en.shtml)

**1) Taiwan Taoyuan International Airport ⇒ Hakodate Airport**

Every day

**2) Tianjin Binhai International Airport ⇒ Hakodate Airport**

Tuesdays and Thursdays

**3) Xian Xianyang International Airport ⇒ Hakodate Airport**

Fridays

**4) Kansai International Airport ⇒ Haneda Airport OR New Chitose Airport ⇒ Hakodate**

There is no direct flight from Kansai International Airport (KIX) to Hakodate Airport. You need to fly to Haneda Airport or New Chitose Airport to transfer there. There are several direct flights from Haneda Airport to Hakodate Airport every day. Please refer to 8) on page 10 as to how you travel from New Chitose Airport to Hakodate JR Station.

**5) Central Japan International Airport ⇒ Hakodate Airport**

Every day

## 6)-① Narita Airport ⇒ Hakodate Airport

The Vanilla Air, a low-cost airline in Japan, plans to begin service between Narita Airport and Hakodate Airport on February 19, 2017. There is only one flight from Naita to Hakodate per day, so you may find 6)-② or 6)-③ more convenient.

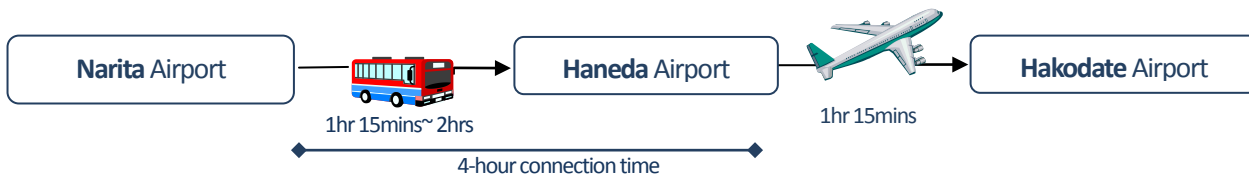
Please visit their website for more information.

<https://www.vanilla-air.com/en/>

## 6)-② Narita Airport ⇒ Haneda Airport ⇒ Hakodate Airport

You have to take a Limousine Bus (75~120min)/Keisei train (120min) from Narita Airport to Haneda Airport. The transfer takes between 75 minutes and 120 minutes. It takes 75 minutes to fly to Hakodate Airport from Haneda Airport.

If you plan to arrive at Narita Airport and then take a flight from Haneda Airport to Hakodate on the same day, please spare *a minimum of four hours* for the connection. Since many flights from the United States arrive in the afternoon, you may have to stay in a hotel overnight.



### Transportation from Narita Airport to Haneda Airport

**Limousine Bus:** 75 min~120 min (¥3,100)

Purchase a ticket at the counter in the arrival lobby before proceeding to the bus stop.

Bus stop: No. 3 and No. 12 (Terminal 1), No. 5, and No. 15 (Terminal 2)

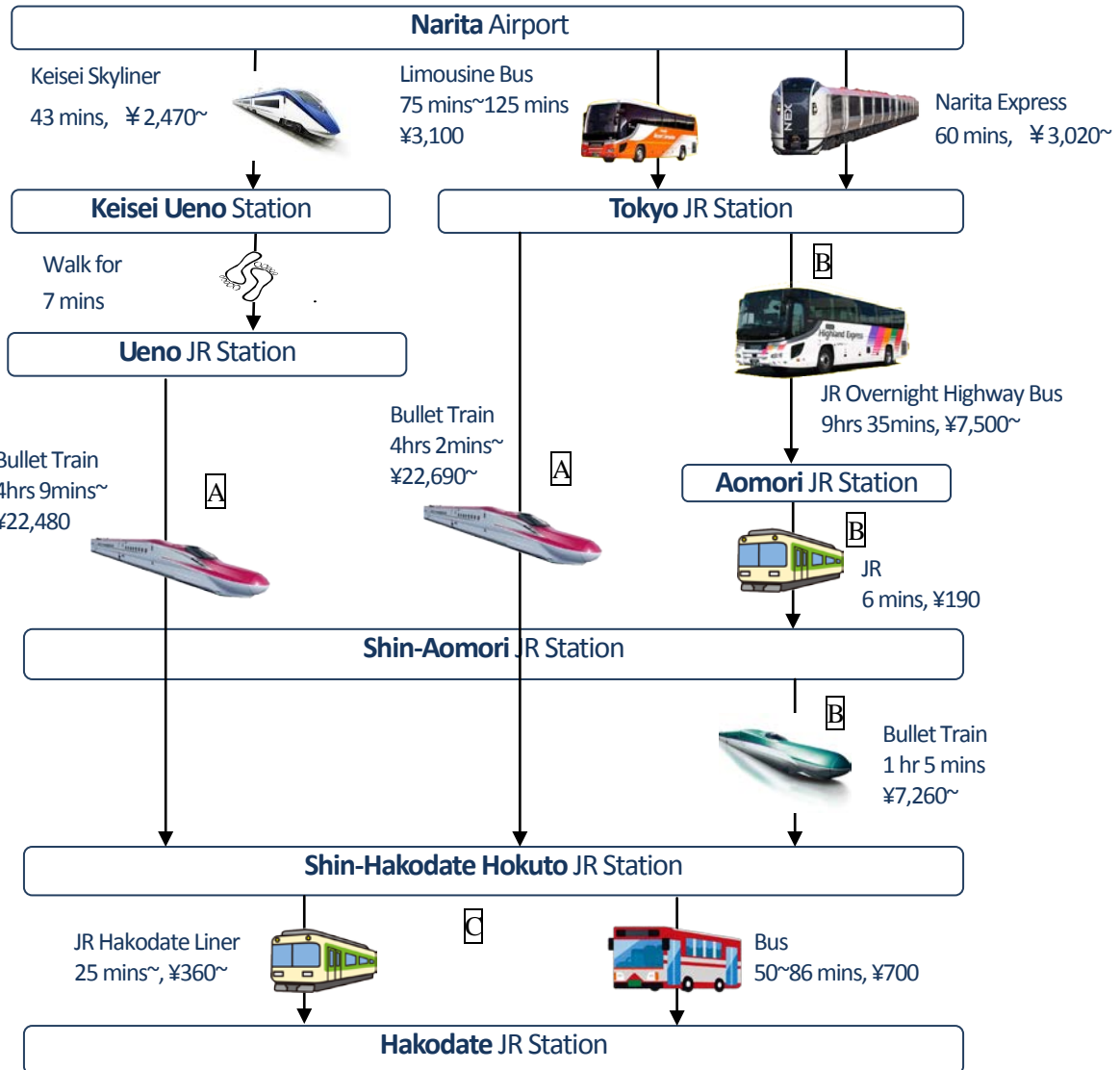
Timetable: [http://www.limousinebus.co.jp/en/bus\\_services/narita/index](http://www.limousinebus.co.jp/en/bus_services/narita/index)

### Flight schedule from Haneda to Hakodate

Timetable: [http://www.airport.ne.jp/hakodate/en/time\\_schedule/domestic/en.shtml](http://www.airport.ne.jp/hakodate/en/time_schedule/domestic/en.shtml)

## 6) -③ Narita Airport ⇒ Tokyo Metropolitan Area ⇒ Hakodate JR Station

Please refer to the following chart and find the option most suitable for you. (The following prices are one-way fare.)



### **A** Tokyo→ Shin-Hakodate Hokuto by Shinkansen (Bullet Train)

You can take the Shinkansen from either Ueno or Tokyo JR station to Shin-Hakodate Hokuto JR station. *Please purchase a ticket upon your arrival at Ueno or Tokyo JR Stations. You cannot reserve a seat in advance from outside of Japan.*

Narita Express & Shinkansen timetables

<http://www.jreast.co.jp/e/timetables/index.html>

### **B** Tokyo→ Shin-Hakodate Hokuto by Bus & Shinkansen (Bullet Train)

Take the overnight highway bus from Tokyo to Aomori and change to the JR train bound for Shin-Aomori JR station. Then, take the Shinkansen to Shin-Hakodate Hokuto JR station. You can buy a bus ticket at JR "Midori no madoguchi", JR Bus Terminal (Tokyo or Shinjuku), major travel agents (JTB, Nihon Ryoko, Kinki Nippon Tourist, Tokyu Kanko, Nokyu Kanko), or major convenience stores.

JR Highway Bus:

<http://www.irbustohoku.co.jp/express/detail/?PID=1&RID=1#01>

Other Highway Buses:

[http://www.bushikaku.net/search/tokyo\\_aomori/](http://www.bushikaku.net/search/tokyo_aomori/)

### ☐ Shin-Hakodate Hokuto → Hakodate

Shin-Hakodate Hokuto JR station is located about 20km away from Hakodate JR station. A JR train called “Hakodate Liner” or bus is available to connect two stations.

\*If you wish to make arrangements other than those outlined from ① and ②, please do so by yourself.

## 7) Haneda Airport ⇒ Hakodate Airport

Every day

## 8) New Chitose Airport ⇒ Hakodate JR station

### By JR

After you clear customs at the New-Chitose Airport:

- ① Take the escalator or stairs to the B1 floor.
- ② Walk to Shin-Chitose Kuukou JR Station and purchase a ticket to Hakodate at the JR counter (¥8,110).
- ③ Take the train to Minami-Chitose JR Station. Trains leave every 15 minutes.
- ④ At Minami-Chitose JR Station, transfer to the express train (Super Hokuto) bound for Hakodate.



JR Hokkaido URL <http://www2.irhokkaido.co.jp/global/english/ttable/index.html>

Please see the blue line : Sapporo-Higashi Muroran-Hakodate

### By Long Distance Bus

Go to Sapporo JR station by airport bus (¥1,030) or by JR (¥1,070), and take a long distance bus to Hakodate (¥4,810).

Airport bus: [http://www.hokto.co.jp/a\\_airport\\_index.htm](http://www.hokto.co.jp/a_airport_index.htm)

Long distance bus: [http://www.hokto.co.jp/b\\_hako.htm](http://www.hokto.co.jp/b_hako.htm)

\*You need to book a seat of the long distance bus in advance via internet.

## From Hakodate Airport to Hakodate Kokusai Hotel

Hakodate Airport map: <http://www.airport.ne.jp/hakodate/en/information/en.shtml>

### By Taxi

There is a taxi stand outside of Exit A at the arrival lobby. Fare: ¥3,500 ~ (30 mins)

### By Bus

**There is a direct shuttle bus from the Hakodate Airport to the Hotel.**

Take a **Teisan Bus at the bus stop number 3**, and get off at Hakodate Kokusai Hotel. Fare: ¥410 (30 mins)

<http://www.hakonavi.ne.jp/howto/time.html>



## From Hakodate JR station to the Hakodate Kokusai Hotel

It is 7-minute walk. Please refer to the map: <http://hakodate-kokusai.jp/access/>



## 4. Luggage



In Japan, the luggage weight limit might be smaller than your countries. Please refer to the following information when you pack your luggage (1kg = 2.205 lb).

### Luggage Limits for Domestic Flights

Free check in luggage allowance for domestic flights in Japan is smaller than that for international flights.

ANA <https://www.ana.co.jp/www/japan/e/local/domestic/prepare/baggage/?menu=baggage-rule>

JAL <http://www.jal.co.jp/en/dom/service/bags/checkin.html>

International luggage rules may be applied to passengers who board domestic flights using international tickets.

### Luggage Limits for Limousine Bus

Limousine buses available from the international airports in Japan have the following weight limit.

Up to 2 pieces and up to 30kg per piece.

### Luggage Delivery to Hakodate

If you wish to send your luggage to La Vista Hakodate Bay where you are supposed to stay on June 8 and June 9, luggage delivery services are available at airports, hotels, and convenience stores in Japan.

- ✧ Please make sure to add **“HIF JJ Participant”** as a note on a shipping label. (“JJ” is an abbreviation for “Japanese Language and Japanese Culture Program”.)
- ✧ Please add a note on the label to deliver your luggage **by the end of June 9 at the latest**.

Address: La Vista Hakodate Bay  
12-6 Toyokawacho, Hakodate, Hokkaido, 040-0065, Tel: 81-138-23-6111



## 5. Other Information



### Domestic Discount Systems

**Japan Rail Pass** <http://www.japanrailpass.net/>

The Japan Rail Pass is inexpensive and may be purchased for one, two or three weeks of unlimited travel in either first (green) or second (ordinary) class.

Japan Rail Pass Fees	Second Class	First Class
7 days	¥29,110	¥38,880
14 days	¥46,390	¥62,950
21 days	¥59,350	¥81,870

Note:

- ✧ Japan Rail Pass can only be purchased at travel agencies *outside* of Japan by *non*-Japanese citizens.
- ✧ Japan Rail Pass can only be used for the time period indicated on the pass. It means *your rail pass expires 7, 14, or 21 days after the first use*. The pass is validated on the first day you use it at any JR station.
- ✧ This Japan Rail Pass is only for short-stay visa tourists. Once you change your visa to a student visa you will be ineligible to use this pass.

## Advance Purchase Discount

Japanese airlines offer a 10 - 50% discount on domestic air tickets, if you purchase them 7 or 28 days before the travel date. You cannot change the flight after purchasing the tickets, and there are dates when the discounts do not apply. Please contact Japan Airlines (JAL), All Nippon Airways (ANA), or Air Do (ADO) for further details. This discount system applies only when purchased in Japan.

JAL: <http://www.jal.co.jp/en/>  
ANA: <http://www.ana.co.jp/eng/index.html>  
ADO: <http://www.airdo21.com/index.shtml>

## Accommodation in Hakodate

If you plan to arrive in Hakodate prior to June 8, 2017, you must make a hotel reservation in Hakodate on your own. Please remember that **you are NOT allowed to stay with your host family before the opening ceremony on June 10, 2017.**

**Hakodate Kokusai Hotel**                      [http://www.hakodate-kokusai.jp/index\\_en.php](http://www.hakodate-kokusai.jp/index_en.php)

**La Vista Hakodate Bay**                      <http://www.hotespa.net/hotels/lahakodate/>

**B&B Hakodate Mura**                      <http://bb-hakodatemura.com/index.html>

About 15-minute walk to the Hakodate Kokusai Hotel  
Address: 16-12 Suehirocho, Hakodate

### Guest House Hola

About 20-minute walk to the Hakodate Kokusai Hotel  
Address: 4-14 Kaigancho, Hakodate  
E-mail: [haruo\\_kun\\_520@yahoo.jp](mailto:haruo_kun_520@yahoo.jp) (Please send an e-mail to make a reservation.)  
Tel: +81-138-22-9151  
Price: ¥1,500~/night

**Hakodate Perry House**                      <http://www.hakodate-perryhouse.com/index.html>

About 20-minute walk to the Hakodate Kokusai Hotel  
Address: 3-2 Omachi, Hakodate

If you need assistance in making hotel reservations in Hakodate, please contact the HIF office.

## Leaving Hakodate

The last day of your homestay is August 6 (Sun). You must leave your host family's house on that day. If you wish, you can leave Hakodate after the closing ceremony on August 5 (Sat) held at Hakodate Kokusai Hotel. The ceremony finishes at 12:30 at the latest. There are airport shuttle buses available in front of the hotel. As for the travel arrangements back to the international airports in Honshu area, please make these by yourself, referring to the information of 3. *Travel Individually to Hakodate* on pages 8-11.

Please note that August when you leave Hakodate is high season. **We strongly recommend you to arrange your itinerary back to your home country before the HIF program starts.** If you need assistance, please contact the HIF office.



## Emergency Contact Information

HIF Office	+81-138-22-0770
HIF International Exchange Section	+81-80-1860-2925 (cell phone)
Mr. Ikeda, Secretary General of HIF	+81-90-5224-6016 (cell phone)

**Prices, schedules and terms are quoted as of February 20, 2017, and are subject to change.**